



MOD 20

Mod 20

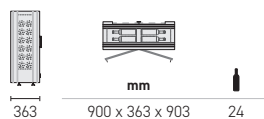


↓ °C
+4 / +18

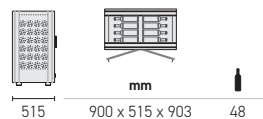


↓ °C
+4 / +18

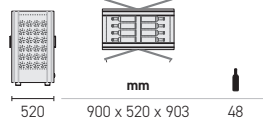
MD-H20



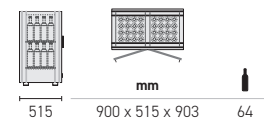
MD-M20



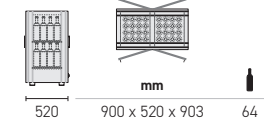
MD-C20



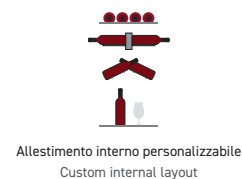
MD-M23



MD-C23

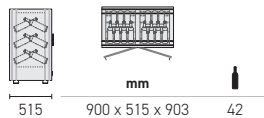


↓ °C
+4 / +18

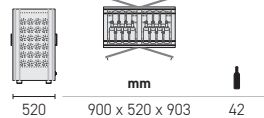


↓ °C
+4 / +18

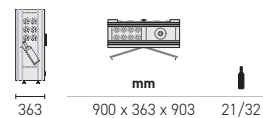
MD-M22



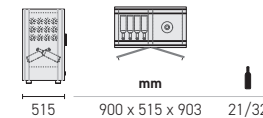
MD-C22



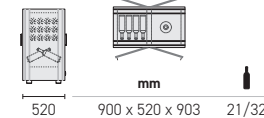
MD-H24



MD-M24

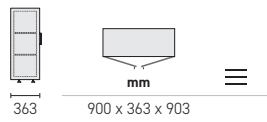


MD-C24

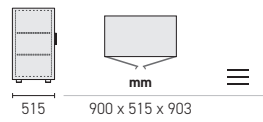




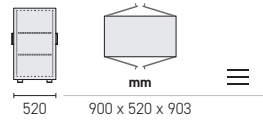
MN-H2A



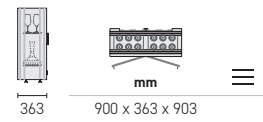
MN-M2A



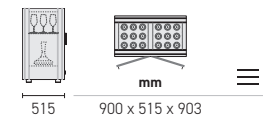
MN-C2A



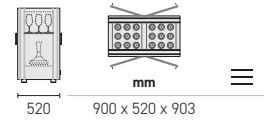
MN-H23



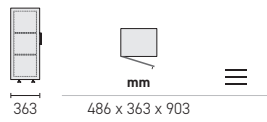
MN-M23



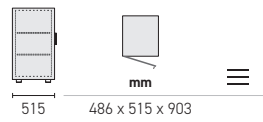
MN-C23



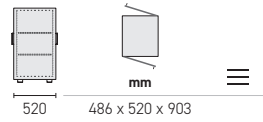
MN-H2B



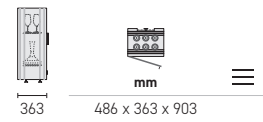
MN-M2B



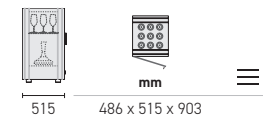
MN-C2B



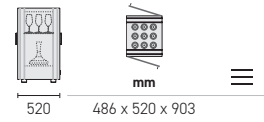
MN-H2M



MN-M2M



MN-C2M





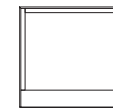
MOD 20



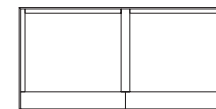
Finiture Mod 20

RIVESTIMENTO FIT

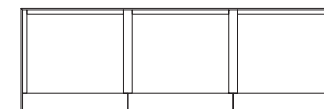
Fit cladding



FM-RF*1D



FM-RF*2D



FM-RF*3D

COLORS

L01 - L10 - L11 - L20 - L21 - L22 - L23 - L30 - L40 - L42 - L50 - L51 - L52 - L53 - RAL

Il rivestimento lineare è realizzato in HPL e comprende il top, i fianchi laterali e lo sportello inferiore.


The linear cladding is made in HPL and includes top, side panes and lower front flap.

FINITURE - FINISHES



DISPONIBILI SU RICHIESTA

MDF



L-GR MDF non verniciato
no finish MDF
L-RAL9010 bianco opaco
matte white
L-RAL9005 nero opaco
matte black
GR ayous non verniciato
no finish ayous
LM01 oro metallico
metal gold
LM02 argento metallico
metal silver
LM03 bronzo metallico
metal bronze
LM04 oro tenue metallico
metal soft gold
LM05 oro rosa metallico
metal rose gold
LM06 perla metallico
metal pearl

DUNE




D-GR Dune non verniciato
no finish Dune
D-RAL9010 bianco opaco (20 gloss)
matte white (20 gloss)
D-RAL9005 nero opaco (20 gloss)
matte black (20 gloss)
D-LM01 oro metallico
metal gold
D-LM02 argento metallico
metal silver
D-LM03 bronzo metallico
metal bronze
D-LM04 oro tenue metallico
metal soft gold
D-LM05 oro rosa metallico
metal rose gold
D-LM06 perla metallico
metal pearl

CLASSICA



C-GR non verniciata
no finish Classic
C-RAL9010 bianco opaco (20 gloss)
matte white (20 gloss)
C-RAL9005 nero opaco (20 gloss)
matte black (20 gloss)
C-LM01 oro metallico
metal gold
C-LM02 argento metallico
metal silver
C-LM03 bronzo metallico
metal bronze
C-LM04 oro tenue metallico
metal soft gold
C-LM05 oro rosa metallico
metal rose gold
C-LM06 perla metallico
metal pearl

HPL laminato alta pressione · High pressure laminate



L01 HPL grezzo
raw HPL
L10 bianco opaco
matte white
L11 nero opaco
matte black
L20 castagno
chestnut
L21 Teak Roble
Teak Roble
L22 wengè laft
laft wenge
L23 larice cenere
ash larch
L30 nero materico
textured black
L40 cemento tortora
dove concrete
L42 corten
corten



L50 acciaio satinato
brushed steel
L51 oro satinato
satin gold
L52 bronzo satinato
satin bronze
L53 nero satinato
satin black

METAL



nero opaco (20 gloss)
matte black (20 gloss)
argento anodizzato
anodized silver


RAL



RAL 20
opaco 20 gloss
matte 20 gloss

MDF
AYOUS
DUNE
CLASSICA
HPL

ECOPELLE · ECO-LEATHER



E10 ecopelle bianca
white eco-leather
E11 ecopelle nera
black eco-leather
E12 ecopelle grigia
grey eco-leather
E13 ecopelle rossa
red eco-leather
E39 ecopelle pitone rosso
red python eco-leather
E40 ecopelle rettile nera
black reptile eco-leather
E41 ecopelle rettile blu
blue reptile eco-leather
E50 ecopelle intrecciata tabacco
tobacco waven eco-leather
E30 sughero rete
cork mesh
E31 sughero spina di pesce
cork herringbone

SUGHERO · CORK

Colorazioni speciali RAL · Special RAL colors



RAL 1001 BEIGE
RAL 1002 SAND YELLOW
RAL 1003 SIGNAL YELLOW
RAL 1006 MAIZE YELLOW
RAL 1007 DAFFODIL YELLOW
RAL 1011 BROWN BEIGE
RAL 1014 IVORY
RAL 1015 LIGHT IVORY
RAL 1019 GREY BEIGE
RAL 1024 OCHRE YELLOW



RAL 1034 PASTEL YELLOW
RAL 2000 YELLOW ORANGE
RAL 2003 PASTEL ORANGE
RAL 2010 SIGNAL ORANGE
RAL 3004 PURPLE RED
RAL 3005 WINE RED
RAL 3007 BLACK RED
RAL 3009 OXIDE RED
RAL 3012 BEIGE RED
RAL 3017 ROSE



RAL 3031 ORIENT RED
RAL 4001 RED LILAC
RAL 4004 CLARET VIOLET
RAL 4009 PASTEL VIOLET
RAL 5003 SAPPHIRE BLUE
RAL 5004 BLACK BLUE
RAL 5005 SIGNAL BLUE
RAL 5008 GREY BLUE
RAL 5012 LIGHT BLUE
RAL 5014 PIGEON BLUE



RAL 5020 OCEAN BLUE
RAL 6005 MOSS GREEN
RAL 6011 RESEDA GREEN
RAL 6019 PASTEL GREEN
RAL 7000 SQUIRREL GREY
RAL 7001 SILVER GREY
RAL 7003 MOSS GREY
RAL 7004 SIGNAL GREY
RAL 7006 BEIGE GREY
RAL 7011 IRON GREY



RAL 7030 STONE GREY
RAL 7032 PEBBLE GREY
RAL 7035 LIGHT GREY
RAL 7036 PLATINUM GREY
RAL 7042 TRAFFIC GREY A
RAL 8002 SIGNAL BROWN
RAL 8007 FAWN BROWN
RAL 8014 SEPIA BROWN
RAL 8017 CHOCOLATE BROWN
RAL 8019 GREY BROWN



RAL 8022 BLACK BROWN
RAL 8025 PALE BROWN
RAL 8028 TERRA BROWN
RAL 9001 CREAM
RAL 9002 GREY WHITE
RAL 9003 SIGNAL WHITE
RAL 9004 SIGNAL BLACK
RAL 9005 JET BLACK
RAL 9010 PURE WHITE
RAL 9016 TRAFFIC WHITE

I colori stampati in questa cartella sono indicativi
The colours printed and shown in this folder are merely indicative



Legenda

Legend

CODE	Codice	Code
	Temperatura (Temperatura interna vano refrigerato)	Temperature (Internal temperature in refrigerated compartment)
	Temperatura ambiente (Umidità relativa 50%)	Ambient temperature (Relative humidity 50%)
	Ventole interne spente	Internal fans off
	Ventole interne accese	Internal fans on
	Rumorosità - Pressione acustica Leq (h 155 cm - d. 100 cm)	Noise level - Leq sound pressure level (h 155 cm - d. 100 cm)
	Tensione	Voltage
	Assorbimento	Absorption
Class	Classe climatica	Climate class
	Modello/tipologia compressore	Compressor type
INV	Compressore inverter	Inverter compressor
FIX	Compressore a giri fissi	Fixed-speed compressor
HF	Gas refrigerante	Refrigerant gas
	Quantità gas	Gas amount
LIGHT	Luce	Light
NW	Led bianco naturale - 4000 K	White natural daylight LED (4000 K - 60 led/mt - 4,8 W / mt - 416 lumen / mt - 12V)
WW	Led bianco caldo - 3000 K	brightwhite warm LED (3000 K - 60 led/mt - 1,2 W / mt - 130 lumen / mt - 12V)
BL	Led blu	Blue LED
RGB	Controller RGB (LED COB - 14,4 W / mt - 24V)	RGB controller (LED COB - 14,4 W / mt - 24V)
CCT	Controller bianco dinamico (3000/6000 K - LED COB - 14 W / mt - 1120 lumen / mt)	Dinamic white controller (3000/6000 K - LED COB - 14 W / mt - 1120 lumen / mt)
	Cornice lineare	Linear frame
	Cornice Dune	Dune frame
	Cornice Classica	Classic frame

	Lato posteriore vetrina	Showcase back side
	Ante in vetro	Glass doors
	Pannello cieco	Blank panel
	Numero bottiglie	Number of bottles
	Altezza / diametro bottiglie	Bottle height / diameter
	Presente	Present
-	Assente / dato non disponibile	Absent / data not available
	Volume interno	Internal volume
	Dimensioni nette	Net dimensions
	Dimensioni con imballo	Dimensions including packaging
	Dimensioni con imballo su pedana	Dimensions including packing on pallet
	Peso netto	Net weight
	Peso con imballo	Weight with packaging
	Peso con imballo su pedana	Weight with packing on pallet
	Volume con imballo	Volume with packaging
	Volume con imballo su pedana	Volume with packaging on pallet
	Imballo in legno	Wooden packaging
DS	Descrizione	Description
	Dimensione ventola	Fan blade size
	Ø mm - Connessioni (liquido - aspirazione)	Ø mm - Connections (liquid - suction)