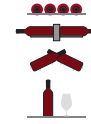




TECA B



↓ °C  
+4 / +18



Allestimento interno personalizzabile  
Custom internal layout



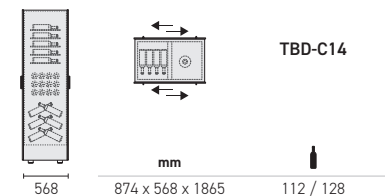
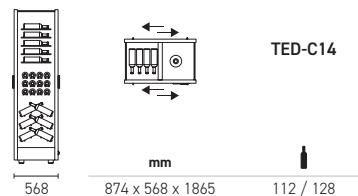
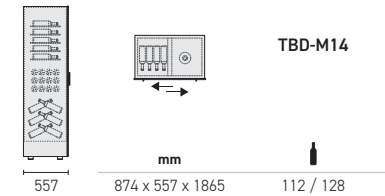
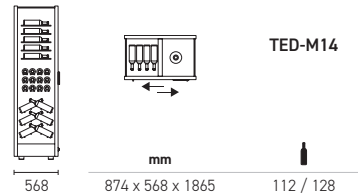
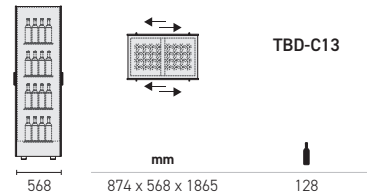
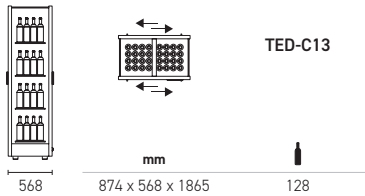
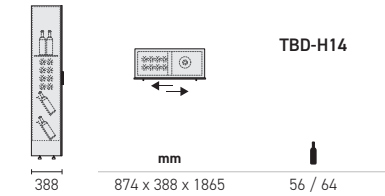
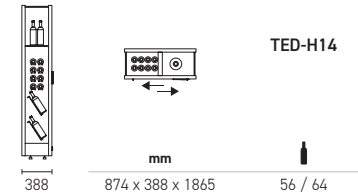
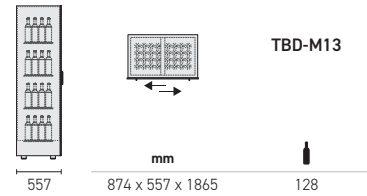
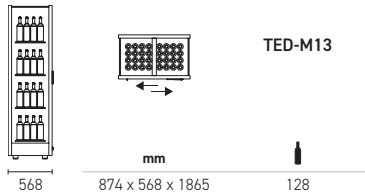
↓ °C  
+4 / +18

Free standing

Built in

Free standing

Built in





**TECA B**



**MOD 10**



↓ °C  
+4 / +18



↓ °C  
+4 / +18



**MD-H10**



mm

363

900 x 363 x 1858

60



**MD-M12**



mm

515

900 x 515 x 1858

112



**MD-M10**



mm

515

900 x 515 x 1858

120



**MD-C12**



mm

520

900 x 520 x 1858

112



**MD-C10**



mm

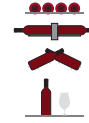
520

900 x 520 x 1858

120



↓ °C  
+4 / +18



Allestimento interno personalizzabile  
Custom internal layout



↓ °C  
+4 / +18



**MD-M13**



mm

900 x 515 x 1858



128



**MD-H14**



mm

900 x 363 x 1858



56/64



**MD-C13**



mm

900 x 520 x 1858



128



**MD-M14**



mm

900 x 515 x 1858



112/128



**MD-C14**



mm

900 x 520 x 1858



112/128



MOD 10




363

**MN-H13**



mm

900 x 363 x 1858



515

**MN-M13**



mm

900 x 515 x 1858



520

**MN-C13**



mm

900 x 520 x 1858



363

**MN-H1M**



mm

486 x 363 x 1858



515

**MN-M1M**



mm

486 x 515 x 1858



520

**MN-C1M**



mm

486 x 520 x 1858





## MOD 10

Sistema componibile. Una ricca collezione di finiture e colori consente di realizzare ambientazioni originali ed esclusive. Mod è tecnologia, tecnica ed applicazione al servizio del design e dell'architettura in una vision di libera espressione estetica.

Modular system. A rich collection of finishes and colours to create unique and exclusive ambiances. Mod is technology, craft, and application at design's service, in a vision of free aesthetic expression.



## FINISHES

### CORNICE LINEARE

Plain frame



FM-CL

#### COLORS

L01 - L10 - L11 - L20 - L21 - L22 - L23 - L30  
L40 - L42 - L50 - L51 - L52 - L53 - LM01 - LM02 - RAL

### CORNICE SAGOMATA

Moulded frame



FM-CS

#### COLORS

GR - LM01 - LM02 - LM03 - LM04 - LM05 - LM06 - RAL

### PANNELLI LATERALI

Side panels



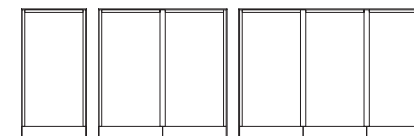
FM-PL

#### COLORS

L01 - L10 - L11 - L20 - L21 - L22 - L23 - L30  
L40 - L42 - L50 - L51 - L52 - L53 - RAL

### RIVESTIMENTO FIT

Fit cladding



FM-RF\*1A

FM-RF\*2A

FM-RF\*3A

Rivestimento completo top, fianchi e frontalino.  
Complete cladding for top, sides and front flap.

#### COLORS

L01 - L10 - L11 - L20 - L21 - L22 - L23 - L30  
L40 - L42 - L50 - L51 - L52 - L53 - RAL



**MOD 20**

# Mod 20

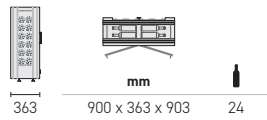


↓ °C  
+4 / +18

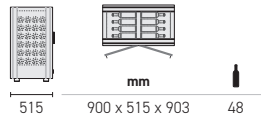


↓ °C  
+4 / +18

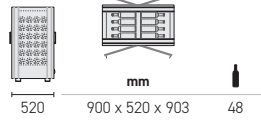
**MD-H20**



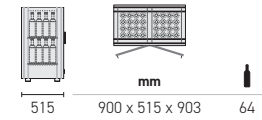
**MD-M20**



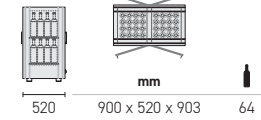
**MD-C20**



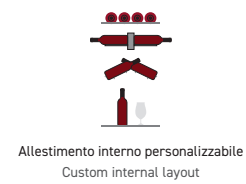
**MD-M23**



**MD-C23**

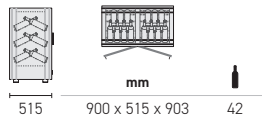


↓ °C  
+4 / +18

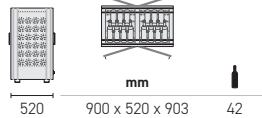


↓ °C  
+4 / +18

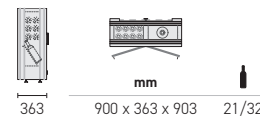
**MD-M22**



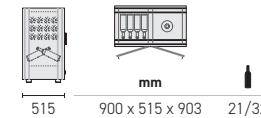
**MD-C22**



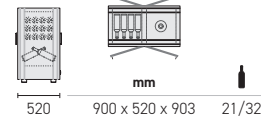
**MD-H24**



**MD-M24**

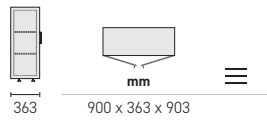


**MD-C24**

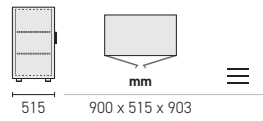




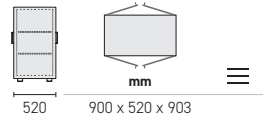
MN-H2A



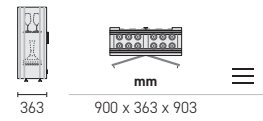
MN-M2A



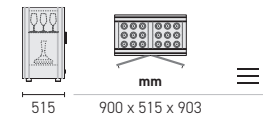
MN-C2A



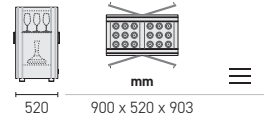
MN-H23



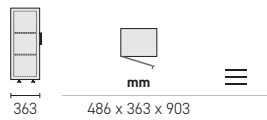
MN-M23



MN-C23



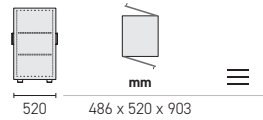
MN-H2B



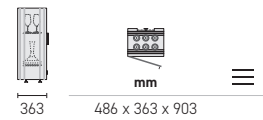
MN-M2B



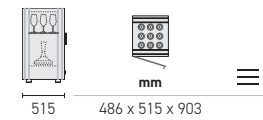
MN-C2B



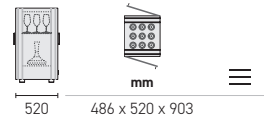
MN-H2M



MN-M2M



MN-C2M



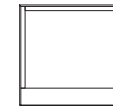


MOD 20

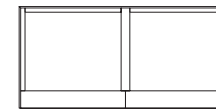


# Finiture Mod 20

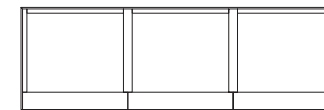
## RIVESTIMENTO FIT Fit cladding



FM-RF\*1D



FM-RF\*2D



FM-RF\*3D

## COLORS

L01 - L10 - L11 - L20 - L21 - L22 - L23 - L30 - L40 - L42 - L50 - L51 - L52 - L53 - RAL

Il rivestimento lineare è realizzato in HPL e comprende il top, i fianchi laterali e lo sportello inferiore.


*The linear cladding is made in HPL and includes top, side panes and lower front flap.*

# FINITURE - FINISHES



DISPONIBILI SU RICHIESTA

## MDF



**L-GR** MDF non verniciato  
no finish MDF  
**L-RAL9010** bianco opaco  
matte white  
**L-RAL9005** nero opaco  
matte black  
**GR** ayous non verniciato  
no finish ayous  
**LM01** oro metallico  
metal gold  
**LM02** argento metallico  
metal silver  
**LM03** bronzo metallico  
metal bronze  
**LM04** oro tenue metallico  
metal soft gold  
**LM05** oro rosa metallico  
metal rose gold  
**LM06** perla metallico  
metal pearl

## DUNE




**D-GR** Dune non verniciato  
no finish Dune  
**D-RAL9010** bianco opaco (20 gloss)  
matte white (20 gloss)  
**D-RAL9005** nero opaco (20 gloss)  
matte black (20 gloss)  
**D-LM01** oro metallico  
metal gold  
**D-LM02** argento metallico  
metal silver  
**D-LM03** bronzo metallico  
metal bronze  
**D-LM04** oro tenue metallico  
metal soft gold  
**D-LM05** oro rosa metallico  
metal rose gold  
**D-LM06** perla metallico  
metal pearl

## CLASSICA



**C-GR** non verniciata  
no finish Classic  
**C-RAL9010** bianco opaco (20 gloss)  
matte white (20 gloss)  
**C-RAL9005** nero opaco (20 gloss)  
matte black (20 gloss)  
**C-LM01** oro metallico  
metal gold  
**C-LM02** argento metallico  
metal silver  
**C-LM03** bronzo metallico  
metal bronze  
**C-LM04** oro tenue metallico  
metal soft gold  
**C-LM05** oro rosa metallico  
metal rose gold  
**C-LM06** perla metallico  
metal pearl

## HPL laminato alta pressione · High pressure laminate



**L01** HPL grezzo  
raw HPL  
**L10** bianco opaco  
matte white  
**L11** nero opaco  
matte black  
**L20** castagno  
chestnut  
**L21** Teak Roble  
Teak Roble  
**L22** wengè laft  
laft wenge  
**L23** larice cenere  
ash larch  
**L30** nero materico  
textured black  
**L40** cemento tortora  
dove concrete  
**L42** corten  
corten



**L50** acciaio satinato  
brushed steel  
**L51** oro satinato  
satin gold  
**L52** bronzo satinato  
satin bronze  
**L53** nero satinato  
satin black

## METAL




nero opaco (20 gloss)  
matte black (20 gloss)  
argento anodizzato  
anodized silver

## RAL



**RAL 20**  
opaco 20 gloss  
matte 20 gloss

## ECOPELLE · ECO-LEATHER



**E10** ecopelle bianca  
white eco-leather  
**E11** ecopelle nera  
black eco-leather  
**E12** ecopelle grigia  
grey eco-leather  
**E13** ecopelle rossa  
red eco-leather  
**E39** ecopelle pitone rosso  
red python eco-leather  
**E40** ecopelle rettile nera  
black reptile eco-leather  
**E41** ecopelle rettile blu  
blue reptile eco-leather  
**E50** ecopelle intrecciata tabacco  
tobacco waven eco-leather  
**E30** sughero rete  
cork mesh  
**E31** sughero spina di pesce  
cork herringbone

## SUGHERO · CORK

## Colorazioni speciali RAL · Special RAL colors



**RAL 1001** BEIGE  
**RAL 1002** SAND YELLOW  
**RAL 1003** SIGNAL YELLOW  
**RAL 1006** MAIZE YELLOW  
**RAL 1007** DAFFODIL YELLOW  
**RAL 1011** BROWN BEIGE  
**RAL 1014** IVORY  
**RAL 1015** LIGHT IVORY  
**RAL 1019** GREY BEIGE  
**RAL 1024** OCHRE YELLOW



**RAL 1034** PASTEL YELLOW  
**RAL 2000** YELLOW ORANGE  
**RAL 2003** PASTEL ORANGE  
**RAL 2010** SIGNAL ORANGE  
**RAL 3004** PURPLE RED  
**RAL 3005** WINE RED  
**RAL 3007** BLACK RED  
**RAL 3009** OXIDE RED  
**RAL 3012** BEIGE RED  
**RAL 3017** ROSE



**RAL 3031** ORIENT RED  
**RAL 4001** RED LILAC  
**RAL 4004** CLARET VIOLET  
**RAL 4009** PASTEL VIOLET  
**RAL 5003** SAPPHIRE BLUE  
**RAL 5004** BLACK BLUE  
**RAL 5005** SIGNAL BLUE  
**RAL 5008** GREY BLUE  
**RAL 5012** LIGHT BLUE  
**RAL 5014** PIGEON BLUE



**RAL 5020** OCEAN BLUE  
**RAL 6005** MOSS GREEN  
**RAL 6011** RESEDA GREEN  
**RAL 6019** PASTEL GREEN  
**RAL 7000** SQUIRREL GREY  
**RAL 7001** SILVER GREY  
**RAL 7003** MOSS GREY  
**RAL 7004** SIGNAL GREY  
**RAL 7006** BEIGE GREY  
**RAL 7011** IRON GREY



**RAL 7030** STONE GREY  
**RAL 7032** PEBBLE GREY  
**RAL 7035** LIGHT GREY  
**RAL 7036** PLATINUM GREY  
**RAL 7042** TRAFFIC GREY A  
**RAL 8002** SIGNAL BROWN  
**RAL 8007** FAWN BROWN  
**RAL 8014** SEPIA BROWN  
**RAL 8017** CHOCOLATE BROWN  
**RAL 8019** GREY BROWN



**RAL 8022** BLACK BROWN  
**RAL 8025** PALE BROWN  
**RAL 8028** TERRA BROWN  
**RAL 9001** CREAM  
**RAL 9002** GREY WHITE  
**RAL 9003** SIGNAL WHITE  
**RAL 9004** SIGNAL BLACK  
**RAL 9005** JET BLACK  
**RAL 9010** PURE WHITE  
**RAL 9016** TRAFFIC WHITE

I colori stampati in questa cartella sono indicativi  
The colours printed and shown in this folder are merely indicative



## Legenda

Legend

CODE	Codice	Code
	Temperatura (Temperatura interna vano refrigerato)	Temperature (Internal temperature in refrigerated compartment)
	Temperatura ambiente (Umidità relativa 50%)	Ambient temperature (Relative humidity 50%)
	Ventole interne spente	Internal fans off
	Ventole interne accese	Internal fans on
	Rumorosità - Pressione acustica Leq (h 155 cm - d. 100 cm)	Noise level - Leq sound pressure level (h 155 cm - d. 100 cm)
	Tensione	Voltage
	Assorbimento	Absorption
<b>Class</b>	Classe climatica	Climate class
	Modello/tipologia compressore	Compressor type
INV	Compressore inverter	Inverter compressor
FIX	Compressore a giri fissi	Fixed-speed compressor
<b>HF</b>	Gas refrigerante	Refrigerant gas
	Quantità gas	Gas amount
<b>LIGHT</b>	Luce	Light
NW	Led bianco naturale - 4000 K	White natural daylight LED (4000 K - 60 led/mt - 4,8 W / mt - 416 lumen / mt - 12V)
WW	Led bianco caldo - 3000 K	brightwhite warm LED (3000 K - 60 led/mt - 1,2 W / mt - 130 lumen / mt - 12V)
BL	Led blu	Blue LED
RGB	Controller RGB (LED COB - 14,4 W / mt - 24V)	RGB controller (LED COB - 14,4 W / mt - 24V)
CCT	Controller bianco dinamico (3000/6000 K - LED COB - 14 W / mt - 1120 lumen / mt)	Dinamic white controller (3000/6000 K - LED COB - 14 W / mt - 1120 lumen / mt)
	Cornice lineare	Linear frame
	Cornice Dune	Dune frame
	Cornice Classica	Classic frame

	Lato posteriore vetrina	Showcase back side
	Ante in vetro	Glass doors
	Pannello cieco	Blank panel
	Numero bottiglie	Number of bottles
	Altezza / diametro bottiglie	Bottle height / diameter
	Presente	Present
-	Assente / dato non disponibile	Absent / data not available
	Volume interno	Internal volume
	Dimensioni nette	Net dimensions
	Dimensioni con imballo	Dimensions including packaging
	Dimensioni con imballo su pedana	Dimensions including packing on pallet
	Peso netto	Net weight
	Peso con imballo	Weight with packaging
	Peso con imballo su pedana	Weight with packing on pallet
	Volume con imballo	Volume with packaging
	Volume con imballo su pedana	Volume with packaging on pallet
	Imballo in legno	Wooden packaging
<b>DS</b>	Descrizione	Description
	Dimensione ventola	Fan blade size
	ø mm - Connessioni (liquido - aspirazione)	ø mm - Connections (liquid - suction)